



Rucstall
PRIMARY SCHOOL

Phonics Guidance for Parents

Set 1, 2 and 3 Sounds

Before your son/daughter can start to read independently, he or she needs to learn to:

- say the sound that is represented by each letter or groups of letters. These are Speed Sounds.
- sound out the word, e.g. c-a-t, sh-o-p, s-t-r-ee-t. This is sound segmenting (Fred Talk)

What are Speed Sounds?

In Read Write Inc Phonics the individual sounds are called 'speed sounds' - because we want your son/daughter to read them effortlessly.

What are Speed Sounds Set 1, Set 2 and Set 3?

Set 1

Your son/daughter will start learning Set 1 speed sounds in Reception where they may take home sound flash cards or blending books to practice at home. Children in Ditty or Red book groups will also be focusing on reading the Set 1 speed sounds effortlessly.

In Set 1 your son/daughter learnt the sounds below by sight.

m, a, s, d, t, i, n, p, g, o, c, k, u, b, f, e, l, h, sh, r, j, v, y, w, th, z, ch, qu, x, ng, nk

They also learnt how to blend them together to read words, Read Write Inc Phonics call this 'Fred Talking'.





























Fred the frog struggles to blend the together so the children need to help him.

e.g. m-a-t □ mat.

Fred Talk



Speed Sounds Set 1

m 	a 	s 	d 	t 
i 	n 	p 	g 	o 
c 	k 	u 	b 	f 
e 	l 	h 	sh 	r 
j 	v 	y 	w 	th 
z 	ch 	qu 	x 	ng nk

Set 2

Your son/daughter will then progress to learning their Set 2 sounds. There are 12 Set 2 'special friends'. These are sounds that are made up of two or three letters which represent just one sound, e.g. ay as in play, ee as in tree and igh as in high.

It is important that your son/daughter does not pronounce these as 2 or 3 separate sounds.

When your son/daughter sees the 'special friends' letters together in a word, s/he must say just one sound for these letters.

Children in Green, Purple, Pink and Orange book groups will be learning Set 2 Special friends as well as continuing to recap the Set 1 speed sounds.

When your son/daughter learns their Set 2 sounds in school they will learn:

□ the letters that represent a speed sound e.g. ay

□ a simple picture prompt linked to the 'special friend' and a short phrase to say e.g. ay, may I play

Every special friend has a list of green words linked to it, so your son/daughter can 'sound out' (this is FRED-talk) and 'sound blend' words containing the new speed sound they have just learnt, for example s-p-r-ay □ spray.

Below are the Set 2 sounds and the phrase they learn to associate it with:

ay: may I play

ee: what can you see

igh: fly high

ow: blow the snow

oo: poo at the zoo

oo – look at a book (usually represented with little eyes in the o)

ar: start the car

or: shut the door

air: that's not fair


ir: whirl and twirl


ou: shout it out


oy: toy for a boy

Speed Sounds Set 2


ay 
may I play?


ee 
what can you see?


igh 
fly high

ow 
blow the snow


oo 
poo at the zoo

oo 
look at a book

ar 
start the car

or 
shut the door

air 
that's not fair

ir 
whirl and twirl

ou 
shout it out

oy 
toy for a boy

Set 3

Children in Yellow, Blue and Grey books will be learning the Set 3 special friends.

To date, your son/daughter will have learnt one way in which each sound is written (Set 2 sounds).

When learning their Set 3 speed sounds they will be taught that there are more ways in which the same sounds are written, e.g. ee as in tree and ea as in tea.

Set 3 special friends reading will be taught first, followed by Set 3 'special friends' spelling. It takes some time for this information to be fully understood by your son/daughter.

There are 20 Set 3 'special friends' that are made up of two or three letters which represent just one sound, e.g. ea as in tea, ow as in cow and are as in care. As before, it is important that your son/daughter does not pronounce these as 2 or 3 separate sounds.

When your son/daughter sees the 'special friends' letters together in a word, s/he must say just one sound for these letters. When your son/daughter learns their Set 3 sounds in school they will learn:

- the letters that represent a speed sounds e.g. ea
- a simple picture prompt linked to the 'speed sound' and a short phrase to say e.g. ea, cup of tea

Every speed sound has a list of green words linked to it, so your son/daughter can 'sound out' and 'sound blend' words containing the new speed sound they have just learnt, for example s-ay-oi-l □ spoil.

The spelling for some special friends can be split over other letters (split diagraph).

e.g. aie in cake, iie in smile, o-e in home, u-e in huge

These sounds have got too chatty so they have to be separated by another letter. The children say 'where's my friend.....it's at the end'. These sounds are usually represented by an arc above the letters showing that they are connected to make one sound.

It is important that your son/daughter recognises these split sounds and says the special friend as one sound not separate letters. These can be tricky for children to grasp at first.

Below are the Set 3 sounds and the phrase they learn to associate it with:

ea: cup of tea

oi: spoil the boy

a-e: make a cake

i-e: nice smile

oie: phone home

uie: huge brute

aw: yawn at dawn

are: share and care

ur: purse for a nurse

er: a better letter

ow: brown cow

ai: snail in the rain

oa: goat in a boat

ew: chew the stew

ire: fire fire!

ear: hear with your ear

ure: sure it's pure?

tion: pay attention it's a celebration

tious / cious: scrumptious and delicious

e: he me we she be

It is important that the speed sounds are practised in the correct order as they will be taught the sounds in order of the frequency with which they will come across them when reading. The above shows you, at a glance, the order of the sounds.



What are green words?

'Green words' are words which your son/daughter will be able to 'go ahead' and read (as in 'Green light to go') as they are made up of the speed sounds that s/he will have learnt and they are fully decodable using those sounds.

Set 1 Green Words:

at	mat	sat
mad	dad	sad

hen	hit	had
fan	fat	log
shop	fun	lip
fish	ship	let

st <u>in</u> k	w <u>in</u> k	b <u>ac</u> k
sk <u>in</u>	sl <u>id</u>	sl <u>ip</u>
gr <u>in</u>	pr <u>op</u>	pr <u>am</u>
fr <u>om</u>	cl <u>ip</u>	gr <u>an</u>
h <u>an</u> d	st <u>an</u> d	st <u>am</u> p

Vowel sound: written as...	Set 2 Speed Sound Rhyme	Green words
ay	ay: may I play?	day play may tray stay
ee	ee: what can you see?	seen need sleep feel three green
igh	igh: fly high	might light sight night fright
ow	ow: blow the snow	snow flow show blow
oo	oo: poo at the zoo	mood fool pool stool moon spoon
ar	ar: start the car	bar park smart sharp car spark
or	or: shut the door	sort short worn horse sport fork
air	air: that's not fair	fair stair hair lair chair
ir	ir: whirl and twirl	girl third whirl twirl dirt
ou	ou: shout it out	mouth round found loud shout
oy	oy: toy for a boy	toy boy enjoy
a-e	a-e: make a cake	Shake name same save brave late
ea	ea: cup of tea	Neat real clean please dream
i-e	i-e: nice smile	Hide shine white nice wide like
o-e	o-e: phone home	Hope home rose spoke note those
u-e	u-e: huge brute	Tune rude use June excuse
aw	aw: yawn at dawn	Saw raw law straw dawn crawl
are	are: care and share	Bare spare scare flare square
ur	ur: nurse with a purse	Burn turn hurl burp slurp lurk
ow	ow: brown cow	Howl down brown drown gown
oi	oi: spoil the boy	Join coin voice choice noise
ai	ai: snail in the rain	Paint train rain plain strain
e	e: he me she we	He me she we he
oa	oa: goat in a boat	Toad road oak loaf throat toast
ew	ew: chew the stew	New knew flew blew crew newt
er	er: better letter	Over never weather hamster after
ire	ire: fire, fire!	Spire bonfire inspire conspire hire
ear	ear: hear with your ear	Fear dear gear spear year
ure	ure: sure it's pure	Picture mixture adventure pure
tion	tion: pay attention it's a celebration	Tradition attention exploration congratulation conversation
tious/cious	tious: scrumptious and delicious	vicious delicious precious ferocious suspicious scrumptious

What are Red Words?

There are Red words for the children to learn when they start reading Ditty or Red Story books. These Red Words (Red for STOP) are tricky words that cannot be Fred talked using the sounds that the children know.


The children need to learn these words so that they are able to recognise and read them without the need for blending. These words CAN NOT be 'sounded out', they have to be read by sight.

Some words are always Red Words e.g. the, you, said, want and some words are Red for a while depending on whether you son/daughter has learnt some Set 3 special friends e.g. saw, down, her.


I	the	you
your	said	was
are	of	want
they	to	do
does	all	call

tall	small	any
many	anyone	some
come	watch	who
where	there	here
were	brother	other
mother	father	love
above	two	once


Children in EYFS and Key Stage One may be bringing home (please check their book bag daily):



A black and white copy of the book they should be able to read - phonetically linked.



A new story book that is phonetically linked to your child's capabilities.



A library book.

ALL READING BOOKS MUST BE BROUGHT INTO SCHOOL DAILY AND TREATED WITH RESPECT.