

## How to guide for Spelling Shed

Step 1 – Type Spelling Shed into your search engine – you will be shown the home screen:



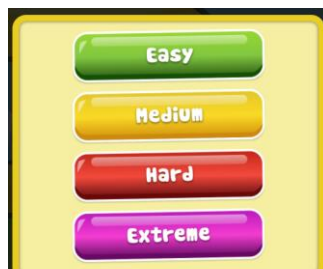
Step 2 – Select the sign in section :



Step 3 – Enter your child's details and this page will appear:



Step 5 – They will then have 4 options to choose from:




Step 4 – Your child will have a specific stage to attempt (their Class Teacher will tell them):



Step 6 – Once selected the game begins:



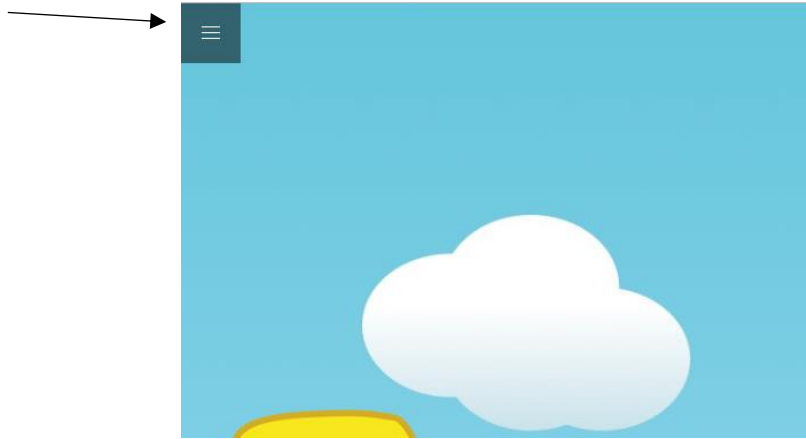
Step 7 – The Bee Keeper page looks like this:



Please note that your child's Class Teacher will direct them to which stage and at which level. The games can be played over and over again – enjoy!

## Other information

In the top left corner of the Home page are 3 lines:



Click on these to access your own stats and create your own unique player.

