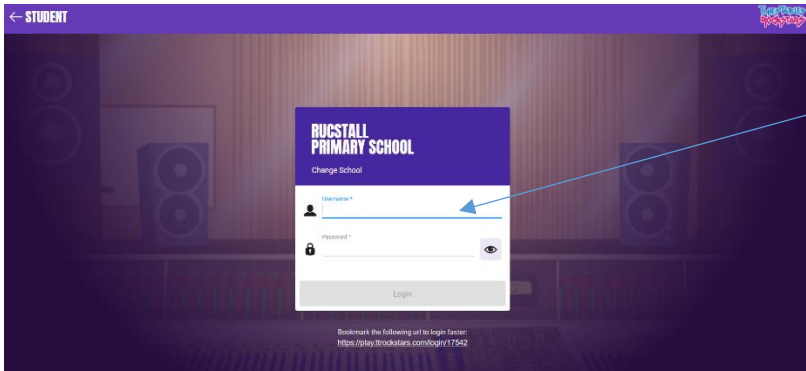


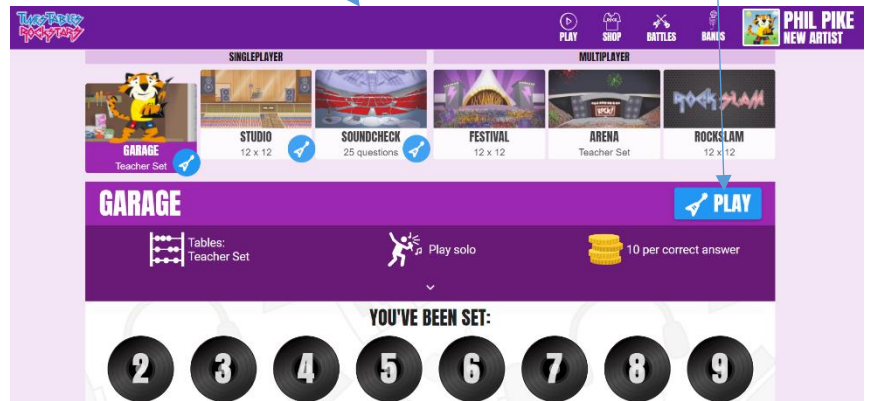
How to guide for TTRockstars

Login page for pupils

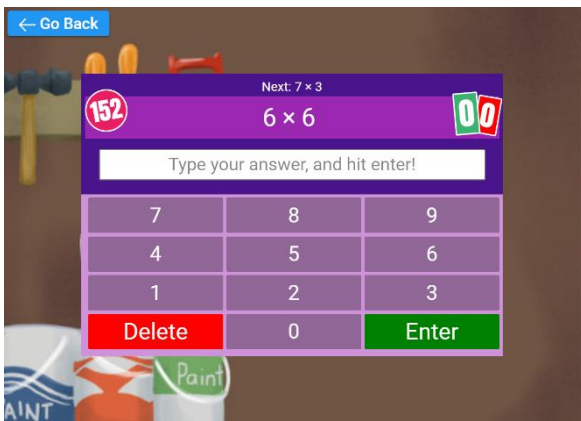


Login details username and password

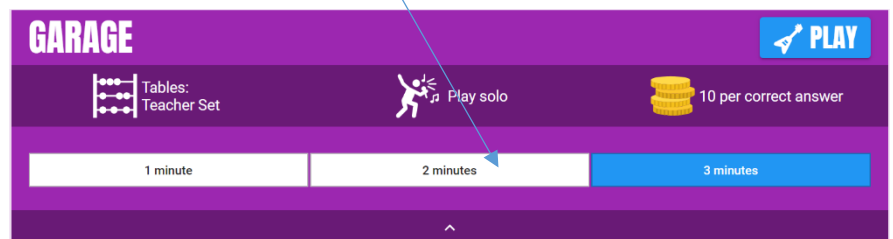
Select to play



Answer timed questions



Choose your own time to answer questions



How to guide for TTRockstars

Practise! Practise! Practise!

To give yourself the best possible chance at succeeding in maths, you should log in and play on the games on this website. When you log in, there are single and multiplayer modes where you can earn TT Rock Star coins to spend on your avatar.

These are the different game modes:

1. Single Player

1. **Garage** - The place to practice is in the Garage. It's just you against the clock against the times tables of the week (set by your Band Manager).

Play in the Garage to get better and better before you perform in front of others. Oh, and you get 10 points for every correct answer!

2. **Studio** - TT Rock Stars record their best performances in the Studio (just like a top music star)! It's you against the clock against ALL the times tables up to 12×12 !

If you answer 20 or more questions you're a **Rock Star!**

If you answer 30 or more questions you're a **Rock Legend!**

If you answer 60 or more questions you're a **Rock Hero!**

2. Multi Player

1. **Arena** - The Arena is the place to perform with other bandmates! It's you against them against the times tables of the week (set by your Band Manager). Who's the best in the band?!

Tip: If you don't feel you're doing well in the Arena, take some time to practice in the Garage.

2. **Festival** - When you're ready, play in a Rock Festival with bands from around the world. It's you against them against ALL the times tables up to 12×12 .

Statistics

If you click on Me > My Stats, a heat map, like the one below, will load. It shows how successful your child is at each of the facts. This can help identify individual tables for practise together.

