

**Rucstall**  
PRIMARY SCHOOL



**Ash Class**

Spring Term Information



## Welcome!

We hope the children had a good rest over the Christmas period and are now ready to come back to school for their second term in Ash Class.

### Working with us

We strongly believe education is a shared partnership with school and home. We encourage parents/carers to become fully involved in their children's learning and also in the life of the school. We very much hope that you will feel part of our school community and you will be able to liaise with your class teacher if you have any concerns, problems or questions.

The Rucstall Primary School Team are keen to work with you to support your children and encourage you to speak with us regularly. During the mornings, our teachers are busy preparing for lessons or supervising children so are not available first thing however parents are able to leave messages with the office team. After school, teachers are available for short face-to-face conversations and can also arrange telephone appointments at a mutually convenient time.

### General reminders

>Please ensure your child has a named water bottle in school each day which is filled with fresh water. A reminder, like the vast majority of schools, juice and squash are not permitted in the classroom.

>Please ensure all of your child's clothing is labelled. All named clothing will be returned instantly as we do not store 'lost property.'

>Long hair must be tied up. If earrings are worn they should be taken out for PE. If ears are newly pierced, please provide tape to cover the ear-rings until such a time as they can be removed. Only studs, plain gold or silver, should be worn. The only other item of jewellery permitted in school is a wrist watch.

### PE Kit

Children should bring their PE kit into school on a Monday and it will be sent home when it needs washing. At the moment, we only do PE for around 45 minutes indoors a week, they do not get that dirty.

- White T-shirt (round neck)
- Black shorts
- Plain black trainers
- Rucstall fleece with logo or school jumper

Items should not have branded logos.

## Supporting your child with home learning



















### Reading

Children are expected to read a minimum of four times a week and record it in their reading record. This includes their Read, Write, Inc book and their banded colour or a free-choice library book.

### Weekly reflection - vocabulary

Each week we will indicate what the children have been learning across the week. Please take these themes and talk to your child about what they have learnt.

## Our Curriculum for this term

|   |  |   |  |   |   |   |  |
|---|--|---|--|---|---|---|--|
| Communication, Language and Literacy  | This half term we will be talking about people who help us in the community and superheroes and their powers. Next half term our focus will be explorers and dinosaurs.  |   |  |   |   |   |  |
| Personal, Social and Emotional  | <p>The children will continue to explore how to recognise and manage emotions, developing their self-regulation. We will focus on the Rucstall Values of Respectfulness and Creativity.</p> <table border="1" data-bbox="699 869 1369 1263"> <tr> <td data-bbox="699 869 932 1099">  <p>Know how to share my feelings</p> </td> <td data-bbox="933 869 1166 1099">  <p>Know how to use safe hands and feet</p> </td> <td data-bbox="1168 869 1369 1099">  <p>Know the trusted adults in school I can talk to</p> </td> </tr> <tr> <td data-bbox="699 1102 932 1263">  <p>Know how to keep safe in the sun</p> </td> <td data-bbox="933 1102 1166 1263">  <p>Know which strangers are safer</p> </td> <td data-bbox="1168 1102 1369 1263">  <p>Know how to cut and chop safely</p> </td> </tr> </table> |  <p>Know how to share my feelings</p>                     |  <p>Know how to use safe hands and feet</p> |  <p>Know the trusted adults in school I can talk to</p> |  <p>Know how to keep safe in the sun</p> |  <p>Know which strangers are safer</p> |  <p>Know how to cut and chop safely</p> |
|  <p>Know how to share my feelings</p>     |  <p>Know how to use safe hands and feet</p>   |  <p>Know the trusted adults in school I can talk to</p> |  |   |   |   |  |
|  <p>Know how to keep safe in the sun</p> |  <p>Know which strangers are safer</p>  |  <p>Know how to cut and chop safely</p>                |  |   |   |   |  |
| Physical  | <p>Building on fine motor skills, the children will be spending more time on correctly forming their letters. The children will develop their control of scissors for careful cutting.</p> <p>Developing their gross motor skills, the children will be building on their ball skills and enjoying some dance activities.</p>  |   |  |   |   |   |  |
| Literacy  | <p>We will enjoy stories every day and continue to learn poems from the 'Poetry Basket'. We will also use non-fiction texts to support our learning. Children will continue their phonics through the Read, Write, Inc phonics programme.</p>  |   |  |   |   |   |  |
| Mathematics   | <p>The children will be counting up to 10 objects and be able to represent and order numbers within this. They will also look at number bonds to 5 as well as moving on to number bonds to 10.</p>   |   |  |   |   |   |  |

|                            |  |
|----------------------------|--|
| Understanding the World    | Children will be introduced to different occupations and how transport is used to help within these jobs.<br>The children will receive visits from some people who help us!<br>We will also be looking at how to recycle and how this helps to take care of the world.   |
| Religious Education        | We are looking at the 'Family' unit focusing on New Life.  |
| Expressive Arts and Design | The children will be exploring colour mixing in art. They will also plan and make junk model emergency vehicles. Towards Easter, the children will create collages and will use printing techniques to decorate dinosaurs.<br>We will be singing nursery rhymes and listening and responding to a variety of musical genres. |